



DUROPAL WORKTOPS 2014-2016

CLASSIC AND QUADRA
DESIGN COLLECTION

R6264 CT
Platon

Quality you can take for granted

Duopal worktops are the perfect alternative to acrylic based, granite and stone worktops at a fraction of the price. Our comprehensive selection of decors offers opportunities from the most modern applications to the more traditional. 61 exciting decors – 49 in the unique Quadra profile and 12 in the popular Classic profile. **With Duopal you're covered from all directions ...**

Classic profile



The Duopal Classic profile, long established and highly regarded as a consistent performer, is available in this collection in 12 colourways.
– 6 mm radius

Quadra profile



The Duopal Quadra profile, fashionable yet tried and tested, offers you unique product features and is available in this collection in 49 colourways.
– 3 mm radius

Special seal



All Duopal worktops with both Classic and Quadra profiles come with a unique seal designed to ensure a lifetime of protection against moisture and steam.

HPL surface: Duopal worktops are surfaced with genuine high-pressure laminate guaranteed to DIN-EN 438; hardwearing and easy to clean.

Glueline: Guaranteed moisture and heat resistant to DIN-EN 204.

Postformed edge: The profiled front edge of Duopal worktops is designed to help prevent liquid spills finding their way into drawers and cupboards.

Certified to the highest standards

As a large consumer of chipboard, we ensure that all our material carries the PEFC certification, guaranteeing that it comes from properly environmentally managed and sustainable sources. We have also achieved independent PEFC accreditation to provide surety for 'chain of custody'.



Surface textures

- 7 surface textures in a wide variety of decors
- Ranging from smooth Enhanced Semi Matt (MS) through to extravagant mirror gloss finish (HS) and everything in between.



Top Face

TC

Universally applicable neutral and ideal surface. TC is a classic for worktops as this surface is particularly resistant to fingerprints.



Enhanced Semi Matt

MS

This surface is distinguished by its pleasantly natural feel.



Top Velvet

W

Elegantly matt, smooth and fine structure, sensitive design. Recommended for horizontal and vertical applications.



Enhanced High Gloss

HS

HS is a fashionable yet enhanced performance gloss finish designed to both complement the effect of the decor and provide improved abrasion resistance when compared to standard gloss finishes. All gloss surface finishes will scratch and will also show scratches more easily. Additional care should be taken accordingly in both installation and use.



Fine Grain

FG

Fine grain has a fine texture and evokes an association with ceramics and stoneware. Wood becomes tangible, gets a softer feel and a natural impression. The visual matt appearance is supported by its tactile appeal.



Rustica

RU


Looks and feels like brushed wood with a gloss-matt effect. It addresses the current trend for strong and distinctive surfaces. The surface texture is parallel without pronounced wood figures, knots, etc.



Crystal Stone

CT

CT is a surface texture especially suitable for stone reproduction decors. Whilst offering both the feel and optical effect of a natural stone surface, the product retains the usual high performance characteristics of a Duropal worktop.



Everglade*
R4317 RU

Quadra



Lambrate
R5836 RU

Quadra




Chapel Oak*
R4282 FG

Quadra




Dark Mountain Oak
R4371 FG

Quadra



Everglade*
R4317 RU



Harvard Oak Block
R4210 W

Quadra



Natural Sangha Wenge
R5613 RU

Quadra



Clay Sangha Wenge
R5612 RU

Quadra



Sonoma Oak*
R4285 RU

Quadra




Plum Butcherblock
R5638 W

Quadra




Mocha Bamboo
R5804 W

Quadra




Ikebana Wood
R5807 W

Quadra




Woodmix Block
R5989 W

Quadra




White Beech Parquet
R5336 W

Classic



Natural Oak Block
R4101 W

Quadra



Block Walnut
R5151 W

Quadra

* Due to the print reproduction on the decors highlighted, may we recommend that you view large scale images at the rear of our brochure or visit www.duopal.co.uk, prior to ordering your worktop.




Teresina*
R6268 CT

Quadra



Tivoli*
R6244 CT

Quadra



Alhambra
R6251 CT

Quadra



Aranea Beige
R6256 CT

Quadra



Taurus Sand
R6482 CT

Quadra



Taurus Stone
R6483 CT

Quadra



Platon
R6264 CT

Quadra

CRYSTAL STONE COLLECTION



24-HOUR SERVICE

Phone 01625 660 410
Sample Line 01625 660 411
Fax 01625 617 301

Samples available to order around the clock

www.duopal.co.uk

* Due to the print reproduction on the decors highlighted, may we recommend that you view large scale images at the rear of our brochure or visit www.duopal.co.uk, prior to ordering your worktop.



Quartz Stone
F7655 CT

Quadra



Teresina
R6268 CT



Natural Messina
R6461 CT

Quadra



Antique Messina
R6462 CT

Quadra



Tuscan Granite
R6484 CT

Quadra




Ipanema White*
R6265 CT

Quadra



Ipanema Grey*
R6267 CT


Quadra



Flash Black
F7654 CT

Quadra

* Due to the print reproduction on the decors highlighted, may we recommend that you view large scale images at the rear of our brochure or visit www.duropal.co.uk, prior to ordering your worktop.



Crystal White
U1026 MS

Quadra




Glacial Storm
R6480 MS

Quadra



Brushed Aluminium
F8110 W

Quadra



Rabac*
R6234 FG

Quadra



Crystal Black
R6213 TC

Classic



Welsh Slate
R6487 FG

Quadra



Black Limestone
R6424 TC

Classic



Dark Anthracite Fino
F7684 TC

Classic



Roma Marble (Gloss)
R6499 HS




Star Black (Gloss)
F7407 HS

Classic



Astral Quartz (Gloss)
F8345 HS

Quadra



Black Brazil (Gloss)
R6216 HS

Classic



Roma Marble (Gloss)
R6499 HS

Quadra




Star Black
F7407 TC

Quadra




Astral Quartz
F8345 TC

Quadra



Black Brazil
R6216 TC


Classic



Black Myriade
F8194 TC


Quadra

* Due to the print reproduction on the decors highlighted, may we recommend that you view large scale images at the rear of our brochure or visit www.duopal.co.uk, prior to ordering your worktop.



Mirabelle Corro
R6352 TC

Classic




Jura Marble
R6442 TC

Quadra



Light Marble
R6254 TC

Classic




Desert Sand
R6460 MS

Quadra



Anthracite Peru
F7646 TC

Classic



Beige Orion
F8331 FG

Quadra



Belluno Granite
R6284 TC

Classic



Grey Ottawa
R6050 FG

Quadra



Brown Sahara
R6457 W

Quadra




Sienna Granite (Gloss)
R6277 HS

Quadra



Sienna Granite
R6277 TC

Quadra



Brown Ottawa
R6052 FG

Quadra



Travertine*
R6273 FG

Quadra




Alhambra (Gloss)
R6251 HS



Cruso*
R6233 FG

Quadra



Alhambra (Gloss)
R6251 HS

Quadra



Tuscan Granite (Gloss)
R6484 HS

Classic

* Due to the print reproduction on the decors highlighted, may we recommend that you view large scale images at the rear of our brochure or visit www.duopal.co.uk, prior to ordering your worktop.

Availability chart

Decor no.	Decor name		HPL MDF back panels	HPL upstands	Decor no.	Decor name		HPL MDF back panels	HPL upstands
U1026 MS	Crystal White	Quadra	■	■	R6268 CT	Teresina	Quadra	■	■
R4101 VV	Natural Oak Block	Quadra	■	■	R6273 FG	Travertine	Quadra	■	■
R4210 VV	Harvard Oak Block	Quadra	■	■	R6277 HS	Sienna Granite (Gloss)	Quadra	■	■
R4282 FG	Chapel Oak	Quadra	■	■	R6277 TC	Sienna Granite	Quadra	■	■
R4285 RU	Sonoma Oak	Quadra	■	■	R6284 TC	Belluno Granite	Classic	■	■
R4317 RU	Everglade	Quadra	■	■	R6352 TC	Mirabelle Corro	Classic	■	■
R4371 FG	Dark Mountain Oak	Quadra	■	■	R6424 TC	Black Limestone	Classic	■	■
R5151 VV	Block Walnut	Quadra	■	■	R6442 TC	Jura Marble	Quadra	■	■
R5336 VV	White Beech Parquet	Classic	■	■	R6457 VV	Brown Sahara	Quadra	■	■
R5612 RU	Clay Sangha Wenge	Quadra	■	■	R6460 MS	Desert Sand	Quadra	■	■
R5613 RU	Natural Sangha Wenge	Quadra	■	■	R6461 CT	Natural Messina	Quadra	■	■
R5638 VV	Plum Butcherblock	Quadra	■	■	R6462 CT	Antique Messina	Quadra	■	■
R5804 VV	Mocha Bamboo	Quadra	■	■	R6480 MS	Glacial Storm	Quadra	■	■
R5807 VV	Ikebana Wood	Quadra	■	■	R6482 CT	Taurus Sand	Quadra	■	■
R5836 RU	Lambrate	Quadra	■	■	R6483 CT	Taurus Stone	Quadra	■	■
R5989 VV	Woodmix Block	Quadra	■	■	R6484 HS	Tuscan Granite (Gloss)	Classic	■	■
R6050 FG	Grey Ottawa	Quadra	■	■	R6484 CT	Tuscan Granite	Quadra	■	■
R6052 FG	Brown Ottawa	Quadra	■	■	R6487 FG	Welsh Slate	Quadra	■	■
R6213 TC	Crystal Black	Classic	■	■	R6499 HS	Roma Marble (Gloss)	Quadra	■	■
R6216 HS	Black Brazil (Gloss)	Classic	■	■	F7407 HS	Star Black (Gloss)	Classic	■	■
R6216 TC	Black Brazil	Classic	■	■	F7407 TC	Star Black	Quadra	■	■
R6233 FG	Cruso	Quadra	■	■	F7646 TC	Anthracite Peru	Classic	■	■
R6234 FG	Rabac	Quadra	■	■	F7654 CT	Flash Black	Quadra	■	■
R6244 CT	Tivoli	Quadra	■	■	F7655 CT	Quartz Stone	Quadra	■	■
R6251 HS	Alhambra (Gloss)	Quadra	■	■	F7684 TC	Dark Anthracite Fino	Classic	■	■
R6251 CT	Alhambra	Quadra	■	■	F8110 VV	Brushed Aluminium	Quadra	■	■
R6254 TC	Light Marble	Classic	■	■	F8194 TC	Black Myriade	Quadra	■	■
R6256 CT	Aranea Beige	Quadra	■	■	F8331 FG	Beige Orion	Quadra	■	■
R6264 CT	Platon	Quadra	■	■	F8345 HS	Astral Quartz (Gloss)	Quadra	■	■
R6265 CT	Ipanema White	Quadra	■	■	F8345 TC	Astral Quartz	Quadra	■	■
R6267 CT	Ipanema Grey	Quadra	■	■					
					Alu 1	Brushed Aluminium – Back Panel Only		■	

Worktops / Breakfast Bars

- 4,100 x 600 x 40 mm postformed 1 long edge (worktop)
- 4,100 x 670 x 40 mm postformed 2 long edges (breakfast bar)
- 4,100 x 900 x 40 mm postformed 2 long edges (breakfast bar)

HPL MDF Back Panels

- 4,100 x 640 x 9.2 mm (Alu 1 – 9.6 mm) nominal thickness
- 2,050 x 1,300 x 9.2 mm (Alu 1 – 9.6 mm) nominal thickness

HPL Upstands

- 4,100 x 120 x 19 mm nominal thickness
- (3 mm postformed radius)



24-HOUR SERVICE

Samples available to order around the clock

Phone 01625 660 410

Sample Line 01625 660 411

Fax 01625 617 301

www.duropal.co.uk

HPL Upstands

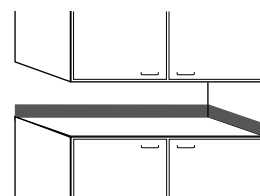


Tivoli
R6244 CT

HPL Upstands: Surfaced in genuine Duropal high-pressure laminate produced with P3 moisture-resistant chipboard core and available to match all 61 decors in the following size: 4,100 x 120 x 19 mm nominal, 3 mm postformed radius.

An ideal finishing touch for your Duropal high-pressure laminate worktops offering another cost-efficient and hygienic alternative to tiling.

* Whilst our Duropal-HPL upstands are produced using P3 moisture-resistant chipboard, please ensure that due care is taken to correctly seal the product to prevent moisture ingress.



Large scale decor images

The decors displayed below are shown in large scale format to highlight the pattern variations and natural effects that these worktops are intended to feature.

Chapel Oak
R4282 FG




Ipanema White
R6265 CT




Ipanema Grey
R6267 CT



Everglade
R4317 RU




Travertine
R6273 FG



Cruso
R6233 FG



Tivoli
R6244 CT




Sonoma Oak
R4285 RU



Rabac
R6234 FG



Teresina
R6268 CT



Duropol worktops – highly resistant to ...*

Melamine resin is the hardest of all synthetically produced organic materials. This is the reason for the high scratch and wear resistance of Duropol-HPL. The high impact resistance of the material is due to the elasticity of phenolic resin. These properties also explain the high resistance of HPL to chemicals and heat. Burning a cigarette on the surface of HPL is one of the quality tests specified in DIN-EN 438, which also determines all the other qualities important for the user. However, the bottoms of saucepans and ovenware can become extremely hot and we recommend using a protective pad.



... sunlight
... scratching
... impact
... abrasion



... tea stains
... coffee stains
... red wine stains
... ink stains



... fruit juice
... steam
... cigarette burns

Cleaning and care instructions

There's nothing easier than cleaning and caring for Duropol Worktops.

A major advantage of Duropol Worktops is that the HPL surface makes cleaning so simple. Usually a moist cloth is sufficient, but use washing-up liquid to get rid of any grease. Stubborn dirt can be removed with an organic solvent such as methylated spirits or alcohol.

		Cleaning method
Light stains		dry or damp paper towels, a cloth or sponge
Normal stains	e.g. fat, oil and dirt particles, fingermarks, lime deposits, rust, juice, coffee, tea, wax, blood, universal marker, etc.	cloth or soft nylon brush and washing powder, soft soap, toilet soap or washing-up liquid. If necessary, leave for a while and then rinse thoroughly with clean water.
Heavy stains	e.g. discolouration through long exposure to tea, coffee, fruit juice, etc.	with washing powder or household bleach (but do not repeat too often)
	e.g. lead pencil, felt-tip pens, marker and ball-point pens, lipstick, crayons, wax, shoe polish, nicotine, nail varnish.	with an organic solvent such as acetone (nail varnish remover), methylated spirits, petroleum spirit, perchloroethene. Read the manufacturer's instructions carefully!
	e.g. paint (water or solvent based paints, two-component paints, spray paints), varnish stains, printing ink	with water or an organic solvent. Remove two-component paints immediately.
	e.g. adhesives (water-based, dispersion)	with water or organic solvent
	e.g. two-component adhesives, urea resin, melamine, phenolic resin	remove immediately. Do not allow to harden!

Please do not cut or chop directly on the worktop surface – always use a chopping board or worktop saver.

Always place hot pans, ovenware and irons on a trivet or protective pad to protect the surface from the intense heat which can cause damage to the worktop if placed directly on the surface. The use of abrasive cleaners and pads, corrosive or aggressive cleaning agents should be avoided as they will have a detrimental effect on the worktop surface.

The use of PVC aprons may possibly affect the durability of the HPL on the post-formed edge of worktops. This could lead to premature wear in high traffic work areas such as in front of the sink and hob.

Kettles, coffee machines, fryers and any other heat or damp source should not be positioned directly over worktop joints. Constant changes in temperature could cause the joint to move and eventually fail.

All gloss worktops will scratch and will show scratches more easily. Additional care should be taken accordingly in both usage and installation. Cuts and scratches will be noticeable on dark decors and gloss finishes.

Please ensure that due care is taken to correctly seal the product to prevent moisture ingress.

HPL MDF Back Panels



Travertine
R6273 FG

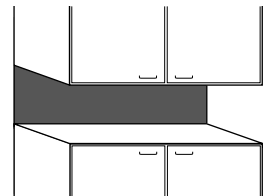
HPL MDF Back Panels: Consisting of an 8 mm E1 medium density fibreboard (MDF) core surfaced with genuine Duropal high-pressure laminate manufactured to DIN-EN 438. Available to match all 61 decors plus 1 real metallic option (Alu 1 - not available as a worktop) in the following sizes:

Worktop Decors: 4,100 x 640 x 9.2 mm nominal (8 mm MDF core) / 2,050 x 1,300 x 9.2 mm nominal (8 mm MDF core).

Alu 1: 4,100 x 640 x 9.6 mm nominal (8 mm MDF core) / 2,050 x 1,300 x 9.6 mm nominal (8 mm MDF core).

Please ensure that due care is taken to correctly seal the product to prevent moisture ingress.

* For installation behind hobs, check with hob manufacturer's fitting instructions to ensure that suitability and distance requirements are met.





24-HOUR SERVICE

Samples available to order around the clock

Phone 01625 660 410
Sample Line 01625 660 411
Fax 01625 617 301

www.duopal.co.uk

Remember to use our 24-hour A5 sample service

Only original samples can give a realistic impression of colours, designs and surface finishes.

May we also recommend that you refer to our website www.duopal.co.uk to view a large scale image of the decor.

Your Duopal supplier

Pfleiderer Industrie Limited

Oakfield House
Springwood Way
Tytherington Business Park
Macclesfield
Cheshire SK10 2XA

Phone 01625 660 410
Sample Line 01625 660 411
Fax 01625 617 301

www.duopal.co.uk
info@pfleiderer.co.uk